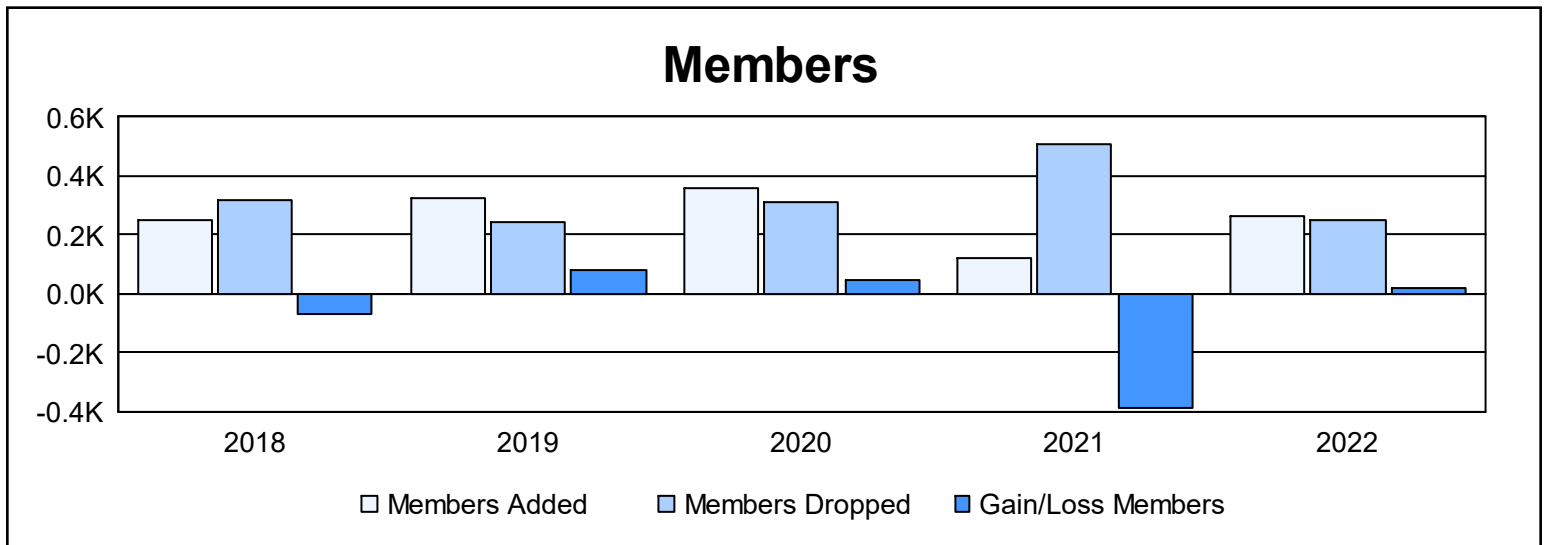
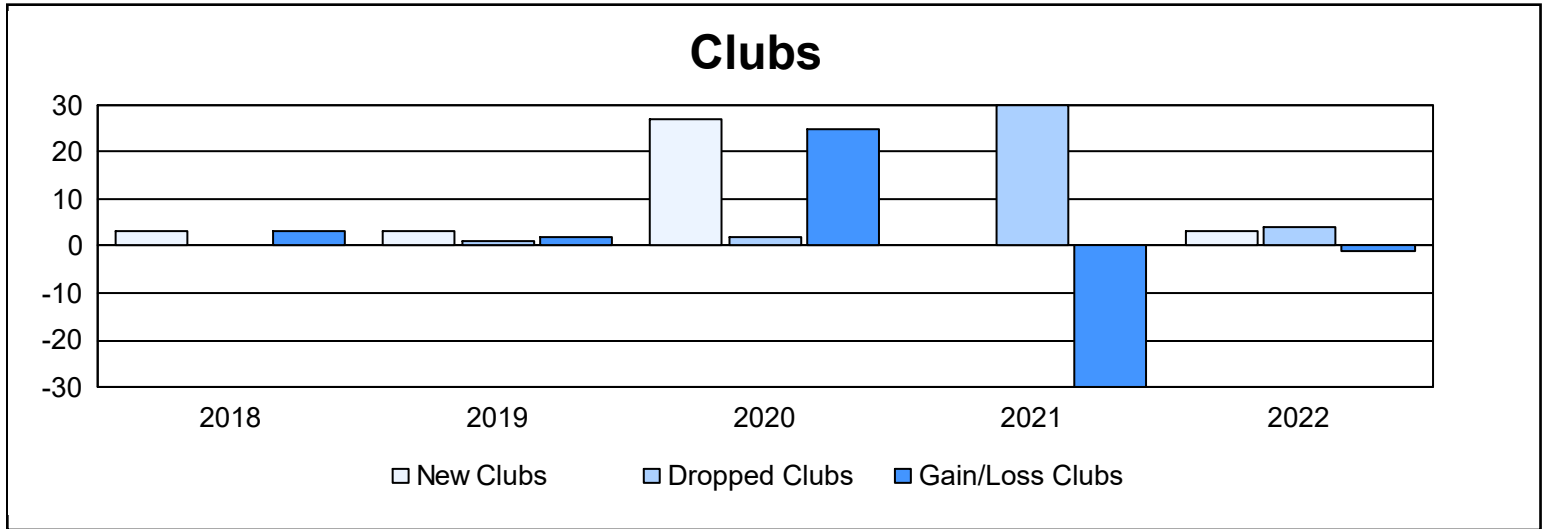
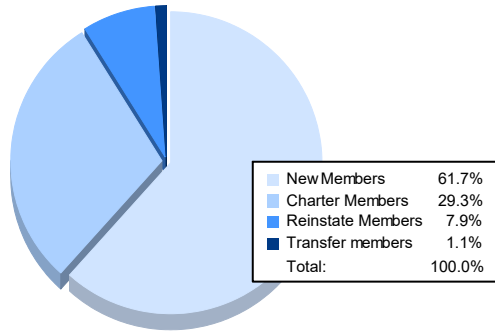


Year	New Clubs	Dropped Clubs	Gain/ Loss Clubs	New Members	Charter Members	Reinstate Members	Transfer Members	Total Member Added	Total Members Dropped	Gain/ Loss Members
2017-2018	3	0	3	155	75	12	5	247	316	-69
2018-2019	3	1	2	249	71	4	3	327	245	82
2019-2020	27	2	25	118	233	10	0	361	311	50
2020-2021	0	30	-30	101	8	4	7	120	506	-386
2021-2022	3	4	-1	164	78	21	3	266	248	18
<b>Average</b>	<b>7</b>	<b>7</b>	<b>0</b>	<b>157</b>	<b>93</b>	<b>10</b>	<b>4</b>	<b>264</b>	<b>325</b>	<b>-61</b>



### Membership Composition June 2022 Cumulative



### Gender Composition June 2022 Cumulative

